

Grandfather Teachings with Elder Hazel

Video Response

Grades 3-5 Student Package

Use this package as a guide in viewing the
Grandfathers Teachings with Elder Hazel Dixon YouTube video series.

View the videos in this playlist:

<https://www.youtube.com/playlist?list=PLbweIRrHWI2UcX-CVhUvNACHzSOpRVVSL>

This Student Package includes Grade 3-5 Full Series Video Response package, see pages 3-8, and individual worksheets for each Grandfather Teaching, see pages 9-20. Print worksheets as needed.

The contents of this resource package may be reproduced for educational use only.
No portion may be duplicated for publication or sale.

For further information on this, please contact:

Public Programs
Royal Saskatchewan Museum
2445 Albert St.
Regina, Saskatchewan
S4P 2W7

Email: education@royalsaskmuseum.ca
Website: www.royalsaskmuseum.ca


© Royal Saskatchewan Museum 2020

Table of Contents

Grandfather Teachings Full Series.....	3-8
Grandfather Teachings Video Response: Wisdom.....	9
Grandfather Teachings Video Response: Love.....	10-11
Grandfather Teachings Video Response: Respect.....	12-13
Grandfather Teachings Video Response: Courage.....	14-15
Grandfather Teachings Video Response: Honesty.....	16
Grandfather Teachings Video Response: Humility.....	17-18
Grandfather Teachings Video Response: Truth.....	19-20

Name: _____

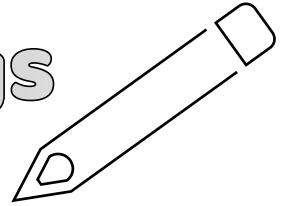
Date: _____



Grandfather Teachings

FULL SERIES

Grade 3-5 Video Response



1. List the teachings that represents the following symbols:

Truth

Honesty

Respect

Courage

Love

Humility

Wisdom

_____ = beaver

_____ = eagle

_____ = buffalo

_____ = bear

_____ = sage


_____ = wolf


_____ = turtle

2. Which of the 7 Grandfather Teachings resonated with you most?
Why?

3. Choose one of the seven Grandfather Teachings and write a story about it. Make sure to include at least two characters. Use the organizers below to create your story.

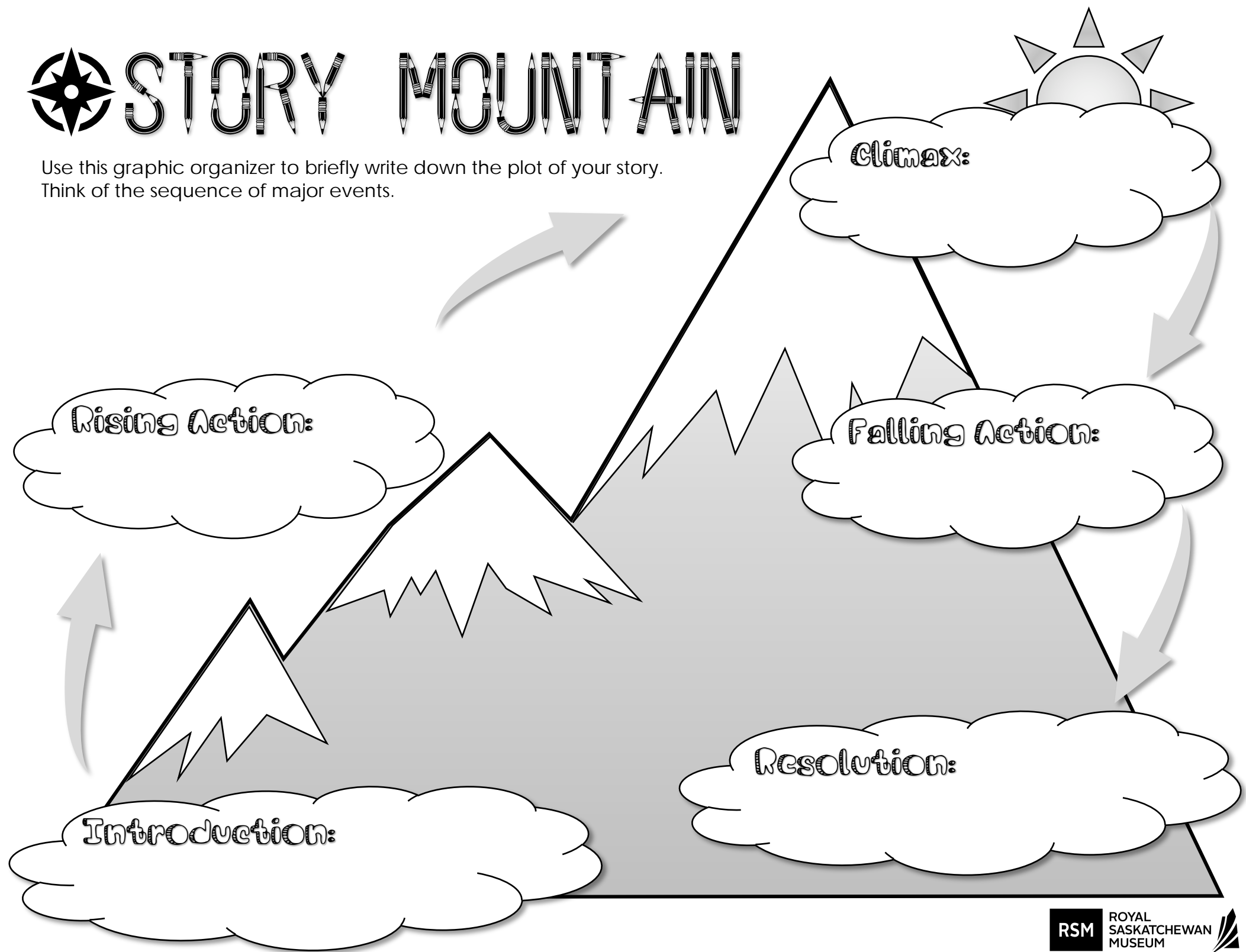
Grandfather Teaching:

 **Settings:** When and where does the story take place? Don't forget to add descriptive words.

 **Characters:** Who was the story about? Who are the other main characters? Give names, descriptions, and traits/feelings to your characters for consistency.

STORY MOUNTAIN

Use this graphic organizer to briefly write down the plot of your story.
Think of the sequence of major events.





DETAILED DRAFT

Now that you have the ingredients to your story, you can start writing your detailed paragraphs. Don't forget to add dialogues.



Introduction:

What happens at the beginning of the story? Introduce the setting and the characters.



Rising Action:

What are the events building up to the main problem or conflict?



**Climax:**

This is the turning point where the problem is at its peak. It is also often the most exciting or intense part of the story.

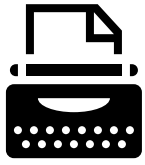
**Falling Action:**

What are the characters doing to solve the problem or conflict?
This is when the tension decreases as the problem becomes smaller.

**Resolution:**

How was the problem solved? How did everything wrap up?






FINAL

COPY

Read your story aloud and revise as needed. Choose a different coloured pen when editing your story on the Detailed Draft pages. Write a final copy of your story and don't forget to add a title.

Name: _____

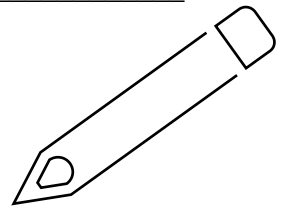
Date: _____




Wisdom

GRANDFATHER TEACHINGS

Grade 3-5 Video Response




1. What is the symbol for Wisdom?
2. Wisdom is gained through _____ and knowledge through our _____.
3. Have you lost or broken something special to you? How did you react?
4. What is your special gift?
5. How can you use your gift in a good way?

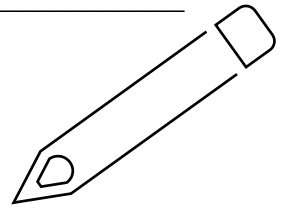


Name: _____

Date: _____






Love



GRANDFATHER TEACHINGS

Grade 3-5 Video Response

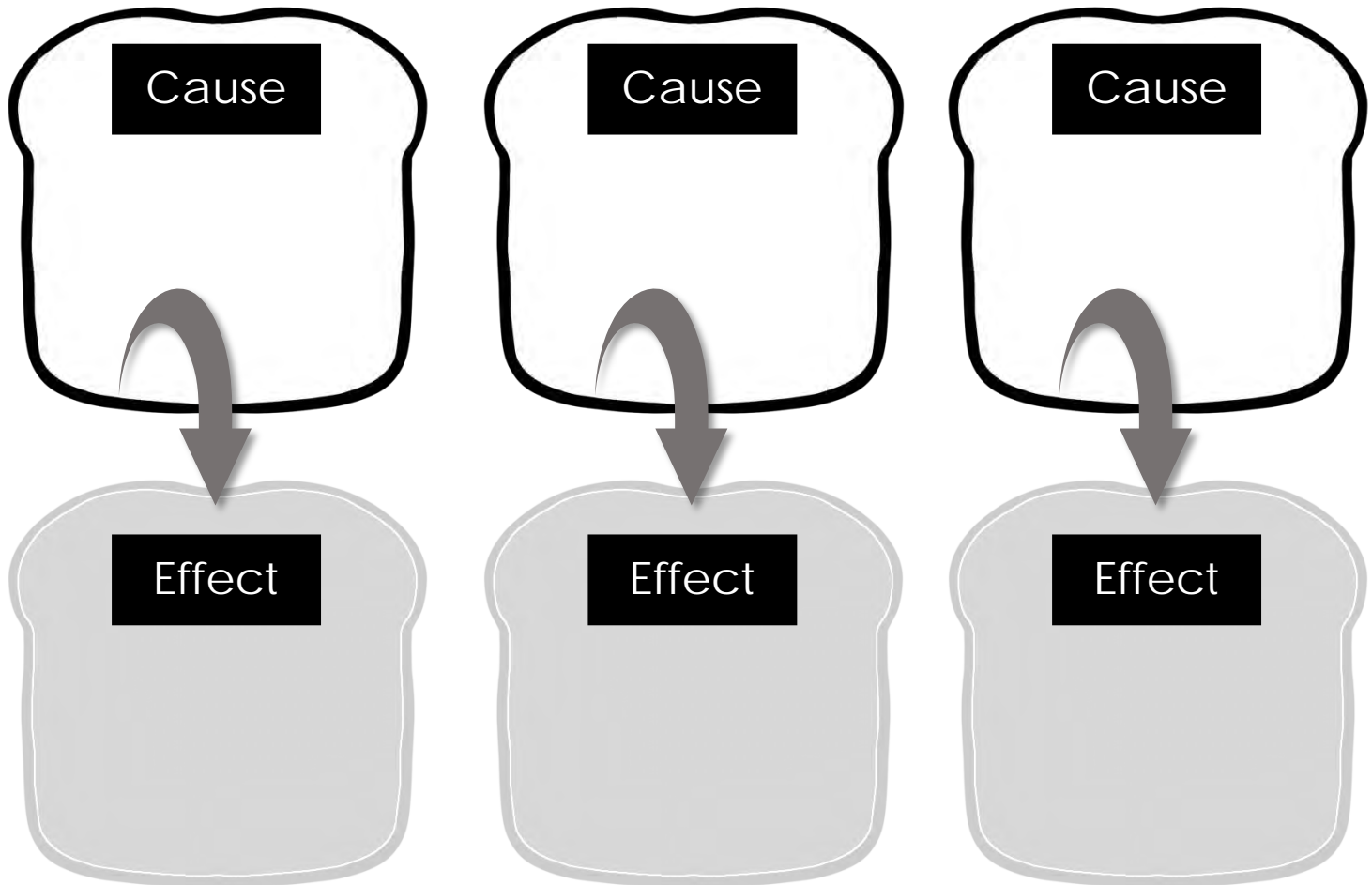
1. What is the symbol for Love?
2. List one of the most important keys for creating healthy, growing, and lasting relationships.
3. The three most important things to have are...

		
		and
		

4. List three cause and effect that happened in the story.

Cause → Why something happened?

Effect → What happened?




5. How do you express love to those who are special to you?

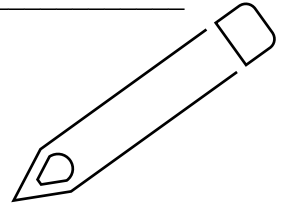


Name: _____

Date: _____



Respect

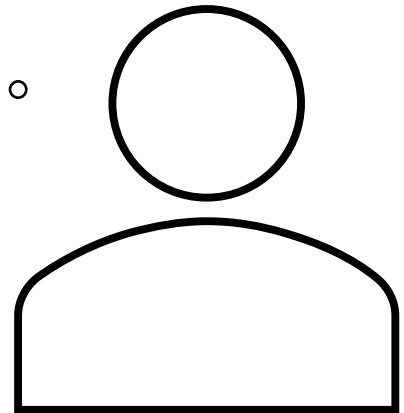
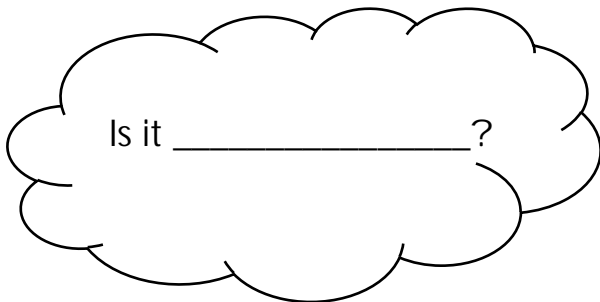
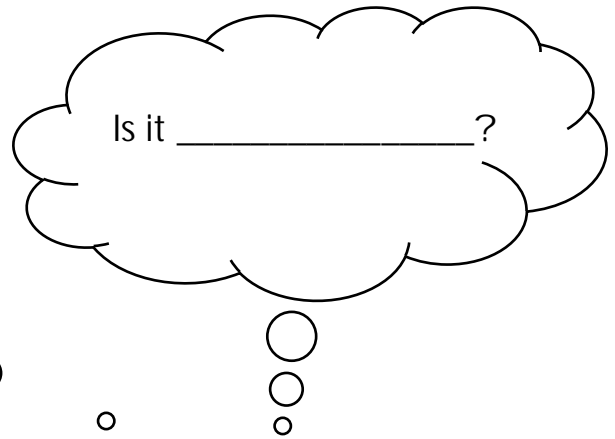
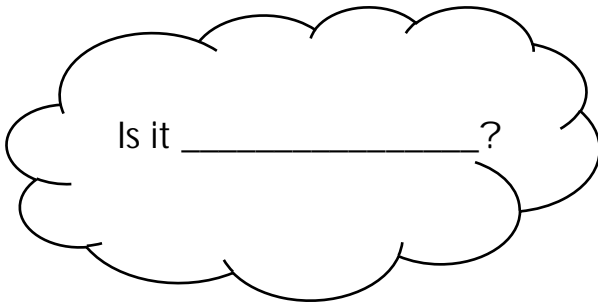


GRANDFATHER TEACHINGS

Grade 3-5 Video Response

1. What is the symbol for Respect?

2. Elder Hazel mentioned that "before you speak, let your words pass through three gates". What are the three gates?




3. Retell the story using the given transition words.

First,	
Next,	
Then,	
After that,	
Finally,	

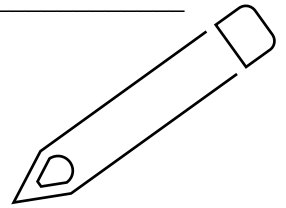
4. Write an example of how you showed a simple act of respect.

Name: _____

Date: _____



Courage




GRANDFATHER TEACHINGS

Grade 3-5 Video Response

1. What is the symbol for Courage?

2. What are the three questions you should ask yourself before making a decision?

A large, empty speech bubble with a pointed tail pointing towards the person icon, intended for the student's answer to question 1.A large, empty speech bubble with a pointed tail pointing towards the person icon, intended for the student's answer to question 2.A large, empty speech bubble with a pointed tail pointing towards the person icon, intended for the student's answer to question 2.

3. Draw a picture that represents the story you have heard.




Explain your drawing.

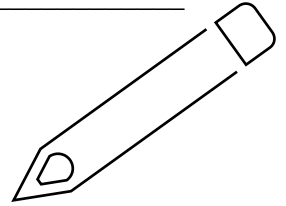
4. Have you ever had something you wanted, but you were too scared to ask for it? How did you build up the courage to ask for it? What happened?

Name: _____

Date: _____



Honesty



GRANDFATHER TEACHINGS

Grade 3-5 Video Response

1. What is the symbol for Honesty?
2. Choose _____ and _____ as your guide and happiness will follow you.
3. Use the chart below to retell the story.

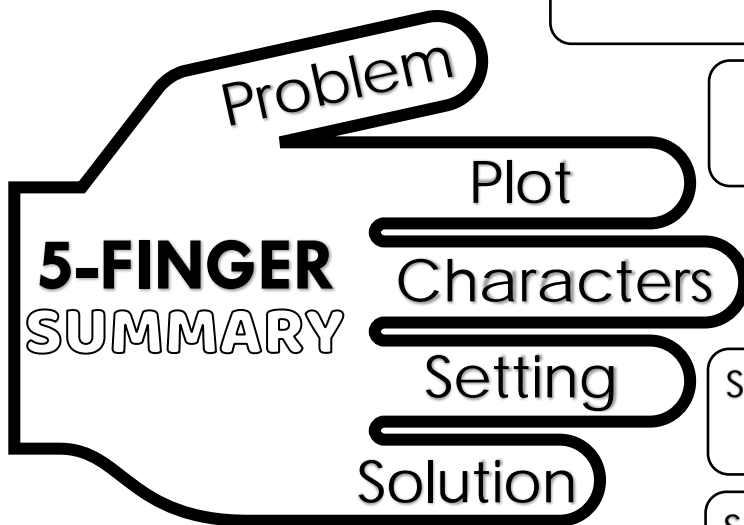
Problem:

Plot:

Characters:

Setting:


Solution:



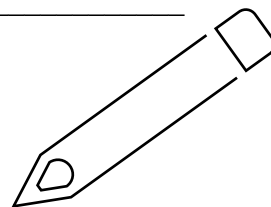
4. Write your proudest moment when you showed honesty.

Name: _____

Date: _____




Humility




GRANDFATHER TEACHINGS


Grade 3-5 Video Response

1. What is the symbol for Humility?
2. Wolves live in a social group called a pack. Each animal has a role to play within that pack. What are some roles in the pack?







and




3. Write one definition of humility.

4. Write a summary of the story.

 Characters

 Setting

? Problem
 Solution

▶ Beginning


▶▶ Middle

□ End

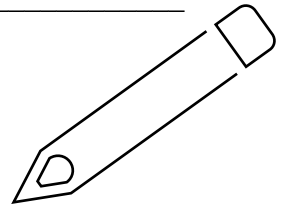
5. How can you make a difference to the lives of others?

Name: _____

Date: _____



Truth



GRANDFATHER TEACHINGS

Grade 3-5 Video Response

1. What is the symbol for Truth?
2. What is truth?
3. How many inner and outer markings are on the back of the turtle?
What do they represent?
4. List three messages that you feel are important to remember from
the Grandfather Teaching of Truth.

Important
Message

1

Important
Message

2

Important
Message

3

5. Choose one of the three important messages you have written from #4 write and a letter to yourself on how you will incorporate this teaching into your daily life.

Dear Self,

love,