

Grandfather Teachings with Elder Hazel Video Response Grades 6-8 Student Package

Use this package as a guide in viewing the
Grandfathers Teachings with Elder Hazel Dixon YouTube video series.

View the videos in this playlist:

<https://www.youtube.com/playlist?list=PLbweIRrHWI2UcX-CVhUvNACHzSOpRVVSL>

This Student Package includes Grade 6-8 Full Series Video Response package, see pages 3-7, and individual worksheets for each Grandfather Teaching, see pages 8-21. Print worksheets as needed.

The contents of this resource package may be reproduced for educational use only.
No portion may be duplicated for publication or sale.

For further information on this, please contact:

Public Programs
Royal Saskatchewan Museum
2445 Albert St.
Regina, Saskatchewan
S4P 2W7

Email: education@royalsaskmuseum.ca
Website: www.royalsaskmuseum.ca


© Royal Saskatchewan Museum 2020

Table of Contents

Grandfather Teachings Full Series.....	3-7
Grandfather Teachings Video Response: Wisdom.....	8-9
Grandfather Teachings Video Response: Love.....	10-11
Grandfather Teachings Video Response: Respect.....	12-13
Grandfather Teachings Video Response: Courage.....	14-15
Grandfather Teachings Video Response: Honesty.....	16-17
Grandfather Teachings Video Response: Humility.....	18-19
Grandfather Teachings Video Response: Truth.....	20-21

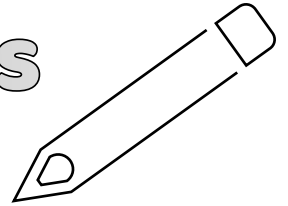
Name: _____

Date: _____



Grandfather Teachings

FULL SERIES Grade 6-8 Video Response



1. Match the teaching to the corresponding symbol:

Truth

Honesty Respect

Courage

Love Humility

Wisdom

_____ = beaver

_____ = eagle

_____ = buffalo

_____ = bear

_____ = sage

_____ = wolf

_____ = turtle


2. Which of the 7 Grandfather Teachings resonated with you most?

Why?

3. Choose one Grandfather Teaching and create a poem. Use the graphic organizer below to start creating your poem before writing your good copy on the last page.

STEP
1

Choose one Grandfather Teaching:



STEP
2

Reflect on your own experience with that Sacred Teaching to create your poem.

STEP 3

Gather the elements you need to write your poem.

Poetic Form:

blank verse free verse
narrative descriptive lyrical
haiku limerick
rhymed poetry

Figures of Speech:

- simile
- metaphor
- hyperbole
- personification
- irony
- alliteration
- oxymoron
- onomatopoeia

Emotions and Sensory Language

Emotions:

Sight:

Taste:

Smell:

Hear:

Touch:

Rhyme scheme:

Use this space to brainstorm:

STEP 4

Write a rough draft of your poem.



STEP 5

Read your poem out loud. Revise as needed.
You may completely rewrite your revised poem or use a
different coloured pen to mark your revisions.




STEP 6

Write a good copy. Don't forget the title of your poem.



Name: _____

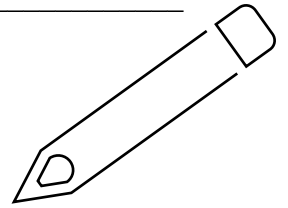
Date: _____



Wisdom

GRANDFATHER TEACHINGS

Grade 6-8 Video Response



K

W

L

I already KNOW...

I WANT to know...

I LEARNED...

1. What is the symbol for Wisdom?

2. Wisdom is gained through _____ and
knowledge through our _____.

3. If beaver was your friend, how would you comfort him after hearing the sad news that he had an accident that flattened his precious tail?




4. How do you use your gift to help others?

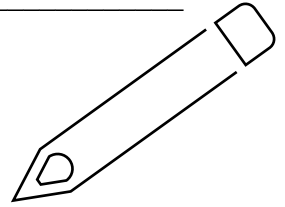


Name: _____

Date: _____



Love




GRANDFATHER TEACHINGS

Grade 6-8 Video Response

1. What is the symbol for Love?
2. What is love?
3. List three cause and effect that happened in the story.
Cause → Why something happened?
Effect → What happened?

<div>Cause</div>	<div>Cause</div>	<div>Cause</div>
<div>Effect</div>	<div>Effect</div>	<div>Effect</div>


4. Think of ways to practice self-love. Send out a tweet (no more than 280 characters) about self-love. Make sure to include at least one hashtag (#selflove).



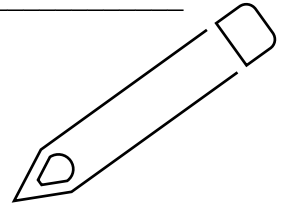
5. How do you express love to those who are special to you?

Name: _____

Date: _____



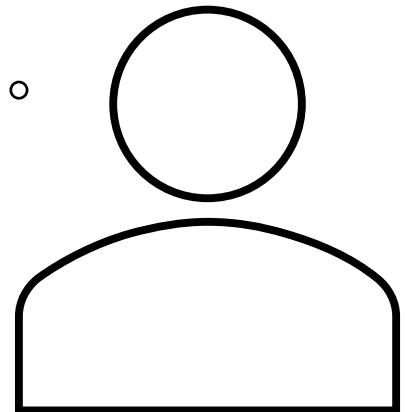
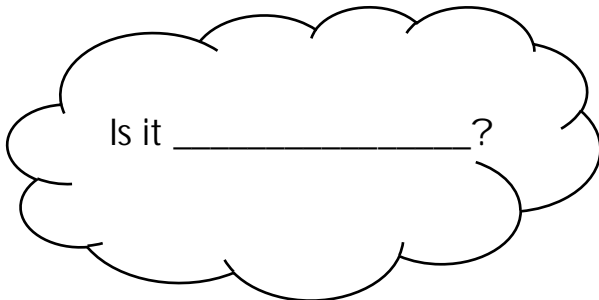
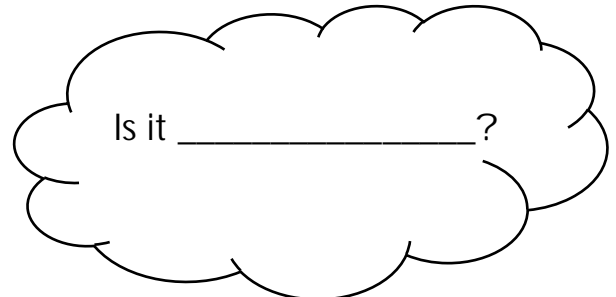
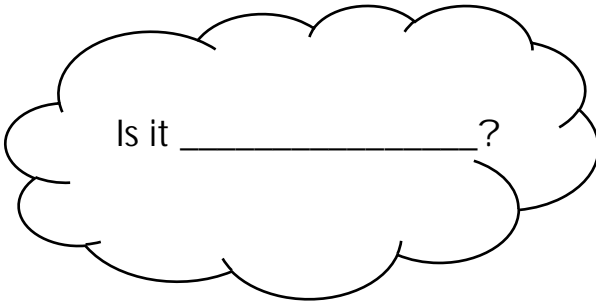
Respect







GRANDFATHER TEACHINGS

Grade 6-8 Video Response

1. What is the symbol for Respect?
2. Elder Hazel mentioned that "before you speak, let your words pass through three gates". What are the three gates?




3. Fill the boxes below as you listen to the story.

 Characters	 Setting	 Problem
		 Solution
Important Event	Important Event	Important Event

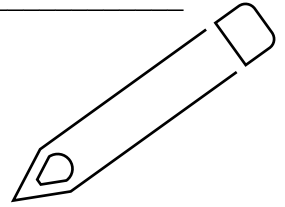
4. What would you do if you heard a person spreading rumours about someone you know?

Name: _____

Date: _____



Courage




GRANDFATHER TEACHINGS

Grade 6-8 Video Response

1. What is the symbol for Courage?

2. What are the three questions you should ask yourself before making a decision?

A large, rounded rectangular speech bubble with a tail pointing towards the question, intended for the student's answer to question 1.A large, rounded rectangular speech bubble with a tail pointing towards the question, intended for the student's answer to question 2.A large, rounded rectangular speech bubble with a tail pointing towards the question, intended for the student's answer to question 2.

3. Create a Snap story of an important event from the story.

Explain your Snap.




4. Share a proud moment when you showed courage.

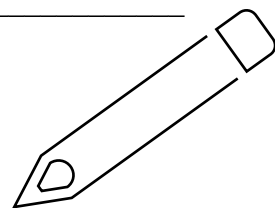


Name: _____

Date: _____












Honesty




GRANDFATHER TEACHINGS

Grade 6-8 Video Response

1. What is the symbol for Honesty?
2. Choose _____ and _____ as your guide and happiness will follow you.
3. Listen attentively and write down three problems that came up in the story and their solutions.


 Problem	 Problem	 Problem
		
 Solution	 Solution	 Solution

4. Pretend that you are Mason and write a letter to your parent. Explain what happened to the mirror, apologize, and provide a solution.

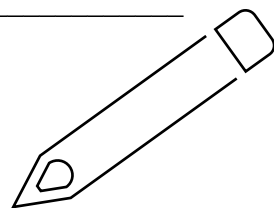


Name: _____

Date: _____



Humility





GRANDFATHER TEACHINGS

Grade 6-8 Video Response

1. What is the symbol for Humility?
2. Write one definition of humility.

**make a
PREDICTION**

Pause the video at 2:25 and make a prediction. Why does Lola avoid everyone? What will happen to Lola?



3. Write a summary of the story using the SWBST boxes below.

Who is the
main
character?

SOMEBODY

What did the
character
want?

WANTED

What was the
problem?

BUT

How did they
try to solve the
problem?

SO


What was the
solution?

THEN

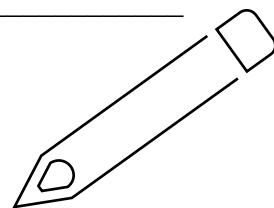
4. How can you make a difference in the lives of others?

Name: _____

Date: _____



Truth



GRANDFATHER TEACHINGS

Grade 6-8 Video Response

ask a QUESTION

Before watching the video, write down three questions you have about the Grandfather Teaching of Truth. Write the to your questions as you watch the video.



2

3

4. What is the symbol for Truth?

5. What is truth?

6. Why was Grandmother Turtle present when the Creator gave the Seven Teachings?

List three messages that you feel are important from the Grandfather Teaching of Truth.

Important
Message



Important
Message

2

Important
Message

3

INSTApost

Create a "post" that captures the essence of Truth.

The post can be about Grandmother Turtle, one of the important messages you have listed above, or a moment from your experience when you showcased the sacred teaching of Truth.

Make sure to include the following:

- An appropriate username
- At least one hashtag
- Your "post" (drawing/picture)
- A caption that explains your "post" (drawing/picture)

Write your full caption here.

Don't forget to include at least a hashtag.

