

# Indigenous Storytelling with Elder Hazel Resources Comprehensive Teacher Package

This resource package is to be used in combination with the Indigenous Storytelling with Elder Hazel video series.

This package includes Saskatchewan ELA Curriculum Outcomes for Grades 3-6.

The contents of this resource package may be reproduced for educational use only. No portion may be duplicated for publication or sale.

Video link and additional resources:

[Indigenous Storytelling with Elder Hazel](#)

[Grandfather Teachings with Elder Hazel](#)

[Grade K-12: The Tipi](#)

For further information on this, please contact:

Public Programs Royal Saskatchewan Museum  
2445 Albert St.  
Regina, Saskatchewan  
S4P 2W7

Email: [education@royalsaskmuseum.ca](mailto:education@royalsaskmuseum.ca)

Website: [royalsaskmuseum.ca](http://royalsaskmuseum.ca)

© Royal Saskatchewan Museum 2021

## Curriculum Connections

Grade 3 ELA outcomes:

### CR3.1

Comprehend and respond to a variety of grade-level texts (including contemporary and traditional visual, oral, written, and multimedia) that address:

- identity (e.g., Spreading My Wings)
- community (e.g., Hand in Hand)
- social responsibility (e.g., All Together) and make comparison with personal experiences

### CR4.1

Comprehend and respond to a variety of grade-level texts (including contemporary and traditional visual, oral, written, and multimedia texts) that address:

- identity (e.g., Expressing Myself)
  - community (e.g., Building Community)
  - social responsibility (e.g., Preserving a Habitat) and support response with evidence from text and from own experiences.
- a)** View, listen to, read, and respond to a variety of texts that reflect diverse personal identities, worldviews, and backgrounds (e.g., culture, age, gender, language) including First Nations and Métis texts.
- (b)** View, listen to, and read a variety of texts related to theme or topic of study and show comprehension by:
- retelling and explaining the ideas and information presented in texts
  - recognizing and understanding the text structures (e.g., narrative, informational, poetry) and features (e.g., description, figurative language, graphics)
  - responding to and interpreting the texts, and explaining and supporting response with evidence from the texts.

Grade 5 ELA outcomes:

### CR5.1

Analyze and respond to a variety of grade-level texts (including contemporary and traditional visual, oral, written, and multimedia texts) that address:

- identity (e.g., Exploring Heritage)
  - community (e.g., Teamwork)
  - social responsibility (e.g. What is Fair?)
- (a)** View, listen to, read and respond to a variety of visual, multimedia, oral, and print texts that examine the diverse range of personal identities, perspectives, and backgrounds (e.g., appearance, culture, socio-economic status, abilities, age, gender, sexual orientation, language, career path) including First Nations and Métis texts.
- (f)** Draw on oral, print, and other media texts including First Nations and Métis texts to explain personal perspectives on cultural representations.

Grade 6 ELA outcomes:

#### **CR6.4**

View, respond, and demonstrate comprehension of visual and multimedia grade-appropriate texts including traditional and contemporary texts from First Nations, Métis, and other cultures containing special features (e.g., the visual components of magazines, newspapers, websites, comic books, broadcast media, video, and advertising).

## Sheet Index

<b>Introduction to Boggle Boards</b> -----	pp. 5
Sheet 1 (HTNOMD): How Turtle Got its Shell -----	pp. 6-8
Sheet 2 (DANCES): The Turtle and the Ground Squirrel -----	pp. 9-11
Sheet 3 (THIRTE): How the Months Came to Be-----	pp. 12-14
Sheet 4 (SWBKWG): How the Dreamcatcher Came to Be-----	pp. 15-17
Sheet 5 (PORCUP): How Porcupine Got its Quills-----	pp. 18-20
Sheet 6 (TFOODE): How the Tipi got its Shape-----	pp. 21-23
Sheet 7 (SOWCHK): I'm a Snake. What did you Expect?-----	pp. 24-26
Sheet 9 (WINTER): Moose's Loose Coat.-----	pp. 27-29
Sheet 10 (BUSHYD): The Beaver's Tail-----	pp. 30-32
Sheet 11 (TWLPON): Turtle Goes South-----	pp. 33-35
Sheet 12 (LLOWL): Why the Owl Looks the Way it Does-----	pp. 36-38
Sheet 13 (KTIDRP): Bonus Story (Kokum and the Moss Bag)-----	pp. 39-41
Boggle Board Word Column Sheet-----	pp. 42

# Elder Hazel Boggle Boards

Listen closely to Elder Hazel’s stories to find all the hidden words in each boggle board!

Boggle Boards are like word searches—but with a twist!

Drag your finger along the letter boxes, and if they connect, they make a word (Think of the boxes as lighting up once you touch them).

b	i	x	x	x	f
d	r	x	x	a	l
x	x	x	l	x	y
t	x	l	x	x	i
a	x	x	x	x	n
l	k	e	d	x	g

b	i	x	x	x	f
d	r	x	x	a	l
x	x	x	l	x	y
t	x	l	x	x	i
a	x	x	x	x	n
l	k	e	d	x	g

Instead of up, down, horizontal or diagonal, Boggle Board words can be found in all sorts of shapes: triangles, circles, crescents, or “L” shapes.

Once you’ve found a word, use a pencil to show us the path or shape you took.

Write the word down in one of three columns:

3 Letter words, 4 Letter words, or 5+ Letter Words.

For Example:

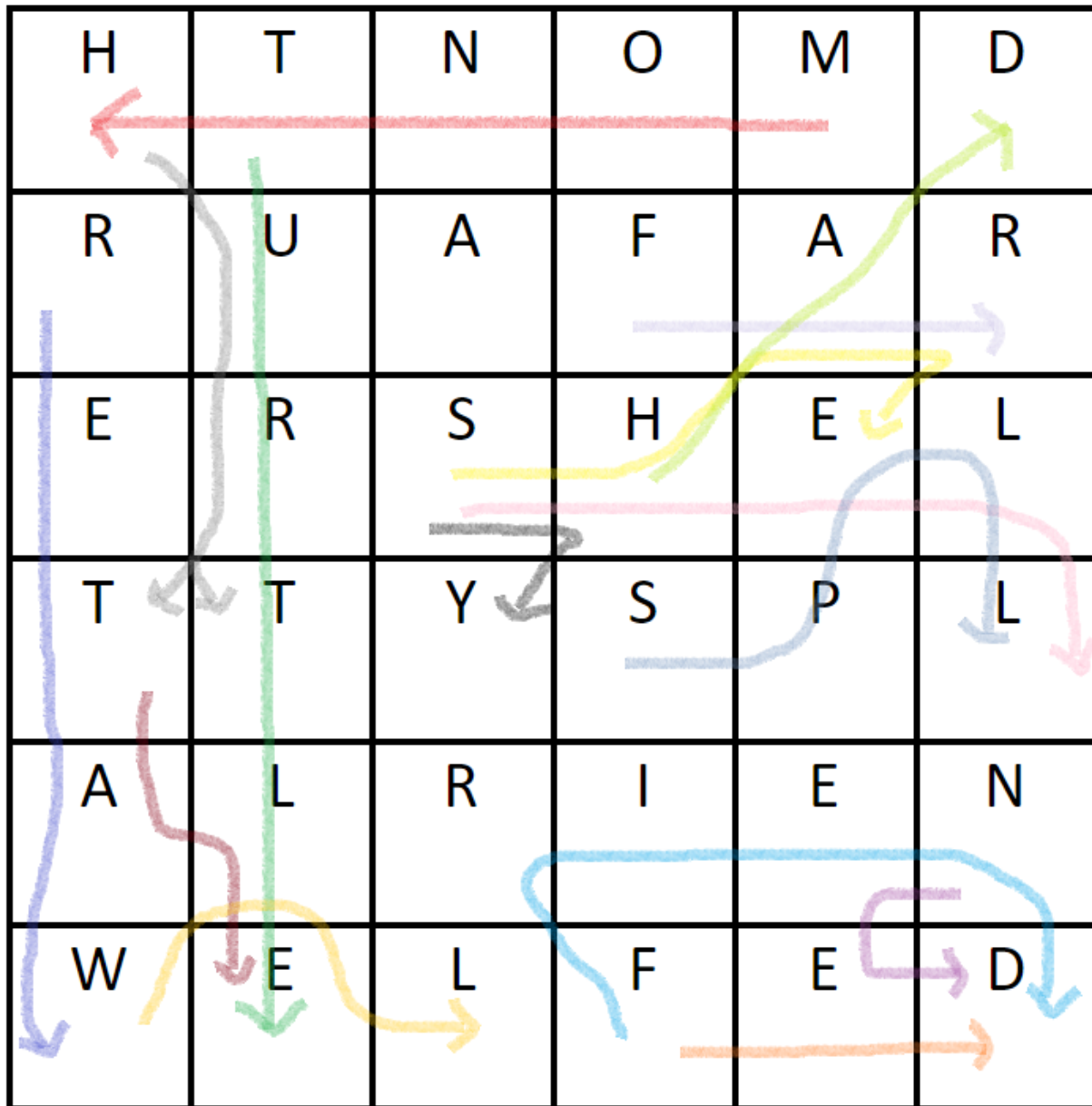
3 Letters	4 Letters	5+ Letters
Two	Cart Tipi	Example Water

# Elder Hazel Boggle Board

H	T	N	O	M	D
R	U	A	F	A	R
E	R	S	H	E	L
T	T	Y	S	P	L
A	L	R	I	E	N
W	E	L	F	E	D

Month, Shell, Turtle, Fed, Friend, Water, Fish, Hurt, Safe, Share, Shy, Well, Help, Had, Need, Tale

# Elder Hazel Boggle Board



# Elder Hazel Boggle Board

H	T	N	O	M	D
R	U	A	F	A	R
E	R	S	H	E	L
T	T	Y	S	P	L
A	L	R	I	E	N
W	E	L	F	E	D




# Elder Hazel Boggle Board

D	A	N	C	E	S
F	I	R	E	T	Q
O	U	T	A	M	U
J	U	M	P	S	I
U	W	A	T	E	R
M	P	D	L	E	R

Dance, Dances, Squirrel, Fire, Four, Men, Jump, Jumps, Water,  
Mad, Air, Reel, Out, Smart, See, Dire

Extra: Sir, Set, Sire

# Elder Hazel Boggle Board



# Elder Hazel Boggle Board

D	A	N	C	E	S
F	I	R	E	T	Q
O	U	T	A	M	U
J	U	M	P	S	I
U	W	A	T	E	R
M	P	D	L	E	R

# Elder Hazel Boggle Board

T	H	I	R	T	E
X	U	V	L	T	E
Q	A	R	B	L	N
M	O	N	T	H	S
E	G	O	R	F	H
E	T	I	N	G	E

Thirteen, Meeting, Meet Month, Months, Turtle, Quill, Quills, Frog, Moon, Too

Extra: She, Quart, Teen, Teens, Ton, Torn



# Elder Hazel Boggle Board

T	H	I	R	T	E
X	U	V	L	T	E
Q	A	R	B	L	N
M	O	N	T	H	S
E	G	O	R	F	H
E	T	I	N	G	E

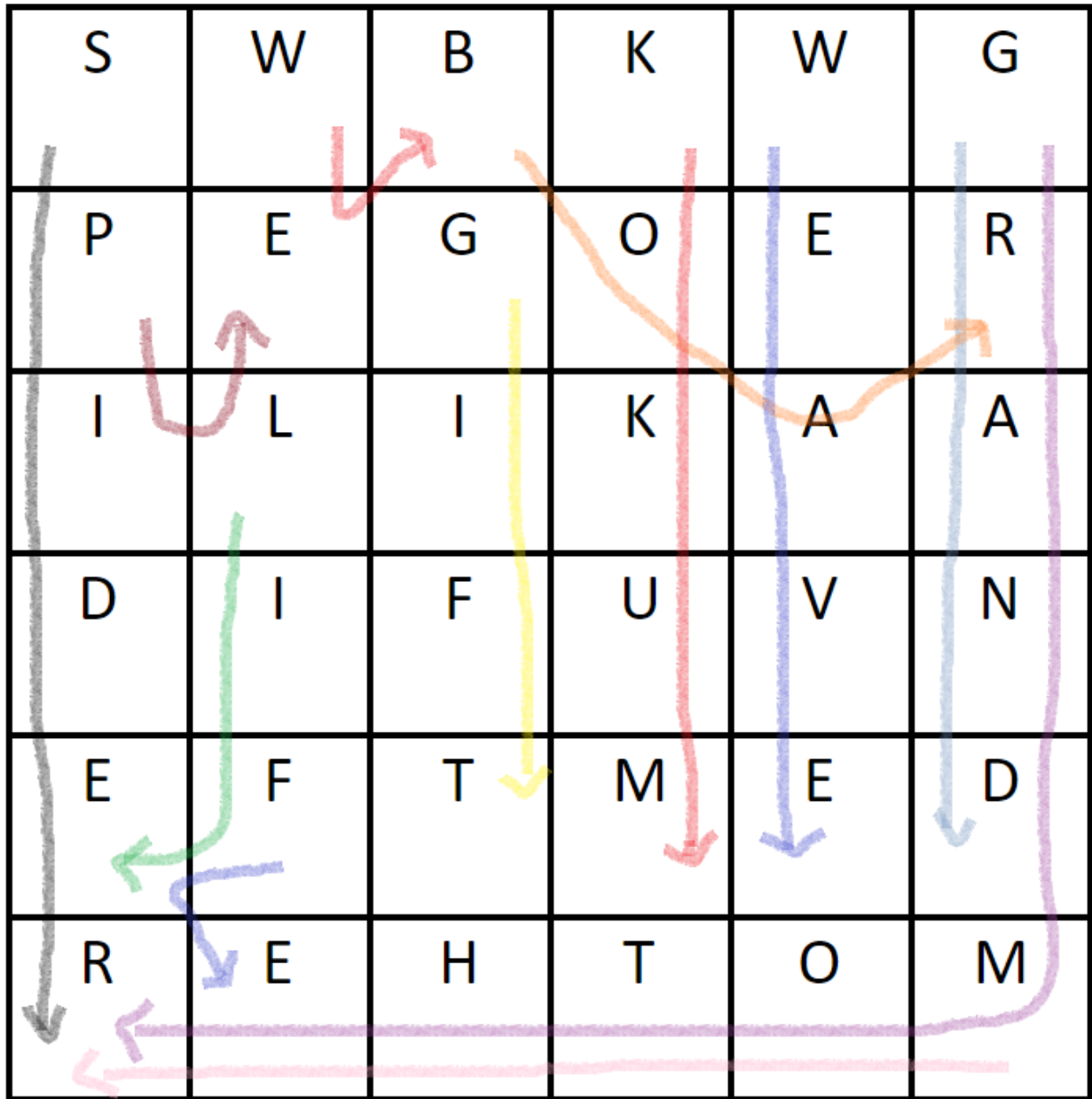
# Elder Hazel Boggle Board

S	W	B	K	W	G
P	E	G	O	E	R
I	L	I	K	A	A
D	I	F	U	V	N
E	F	T	M	E	D
R	E	H	T	O	M

Spider, Life, Grandmother, Grand, Mother, Web, Weave, Kokum,  
Gift

Extra: Boar, Pile, Fee

# Elder Hazel Boggle Board





# Elder Hazel Boggle Board

S	W	B	K	W	G
P	E	G	O	E	R
I	L	I	K	A	A
D	I	F	U	V	N
E	F	T	M	E	D
R	E	H	T	O	M

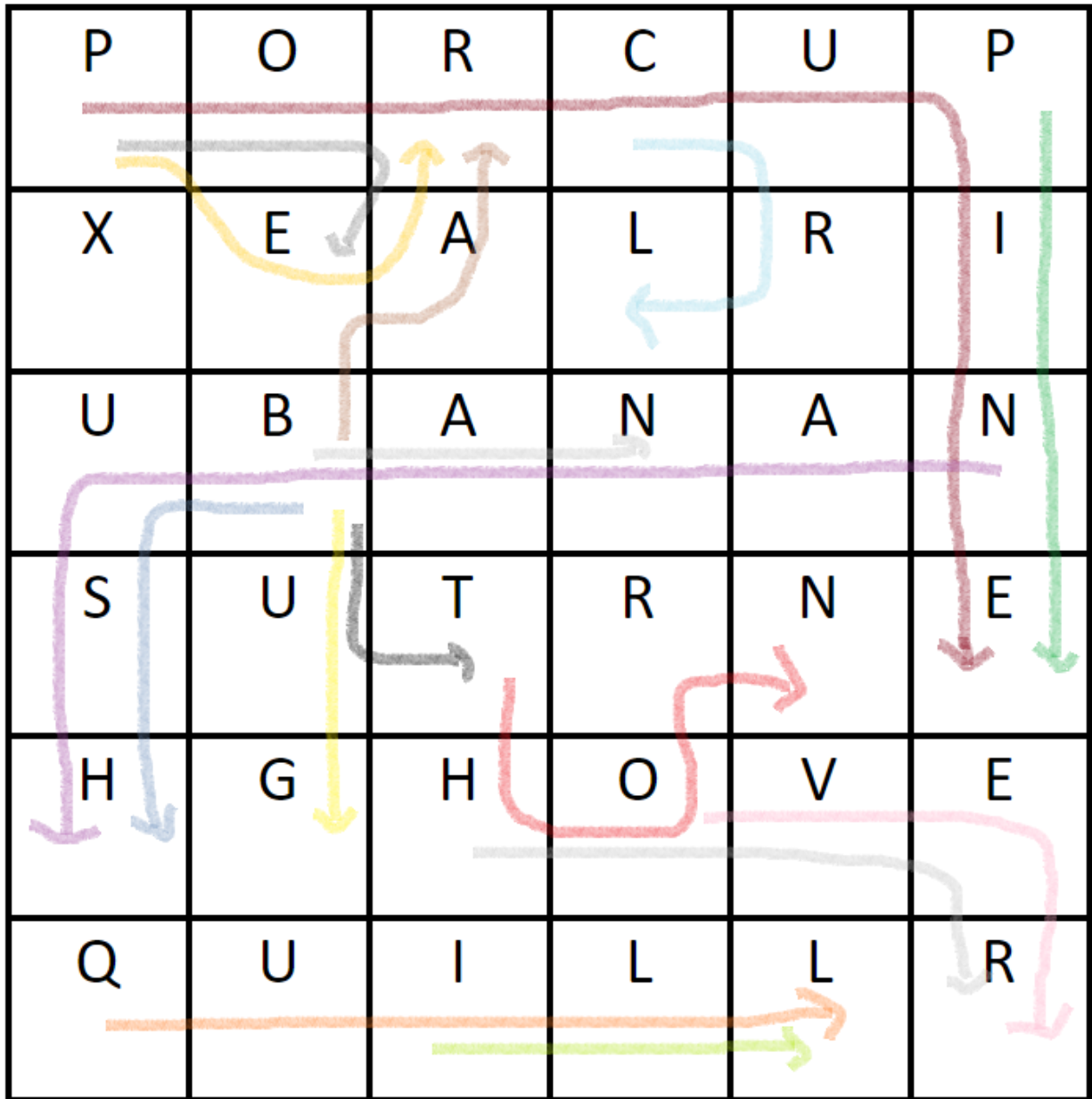
# Elder Hazel Boggle Board

P	O	R	C	U	P
X	E	A	L	R	I
U	B	A	N	A	N
S	U	T	R	N	E
H	G	H	O	V	E
Q	U	I	L	L	R

Porcupine, Pine, Quill, Ill, Nanabush, Bush, Bug, Bear, Thorn, Over, Curl

Extra: Pear, But, Ban, Bar, Hover, Pore

# Elder Hazel Boggle Board



# Elder Hazel Boggle Board

P	O	R	C	U	P
X	E	A	L	R	I
U	B	A	N	A	N
S	U	T	R	N	E
H	G	H	O	V	E
Q	U	I	L	L	R

# Elder Hazel Boggle Board

T	F	O	O	D	E
B	I	S	C	R	A
U	E	P	H	E	G
F	O	E	I	E	L
F	P	L	D	C	E
A	L	O	E	H	S

Tipi, Buffalo, Eagle, Eagles Food, Screech, Hide, People

Extra: Aloe, She, Foe



# Elder Hazel Boggle Board

T	F	O	O	D	E
B	I	S	C	R	A
U	E	P	H	E	G
F	O	E	I	E	L
F	P	L	D	C	E
A	L	O	E	H	S

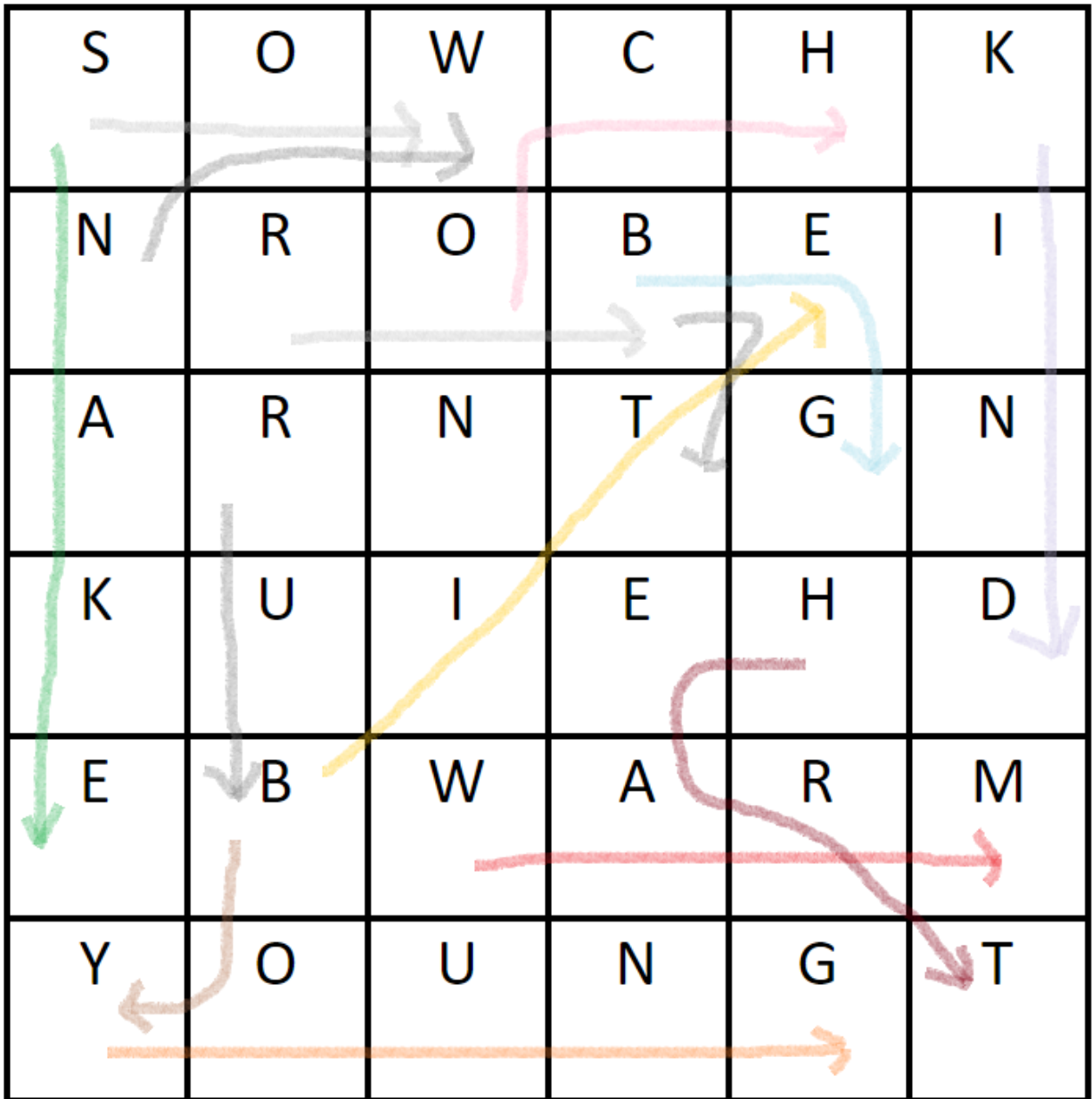
# Elder Hazel Boggle Board

S	O	W	C	H	K
N	R	O	B	E	I
A	R	N	T	G	N
K	U	I	E	H	D
E	B	W	A	R	M
Y	O	U	N	G	T

Snake, Young, Boy, Bite, Kind, Burrow, Owch, Warm, Beg, Heart  
Extra: Now, Rub, Bet, Sow



# Elder Hazel Boggle Board



# Elder Hazel Boggle Board

S	O	W	C	H	K
N	R	O	B	E	I
A	R	N	T	G	N
K	U	I	E	H	D
E	B	W	A	R	M
Y	O	U	N	G	T

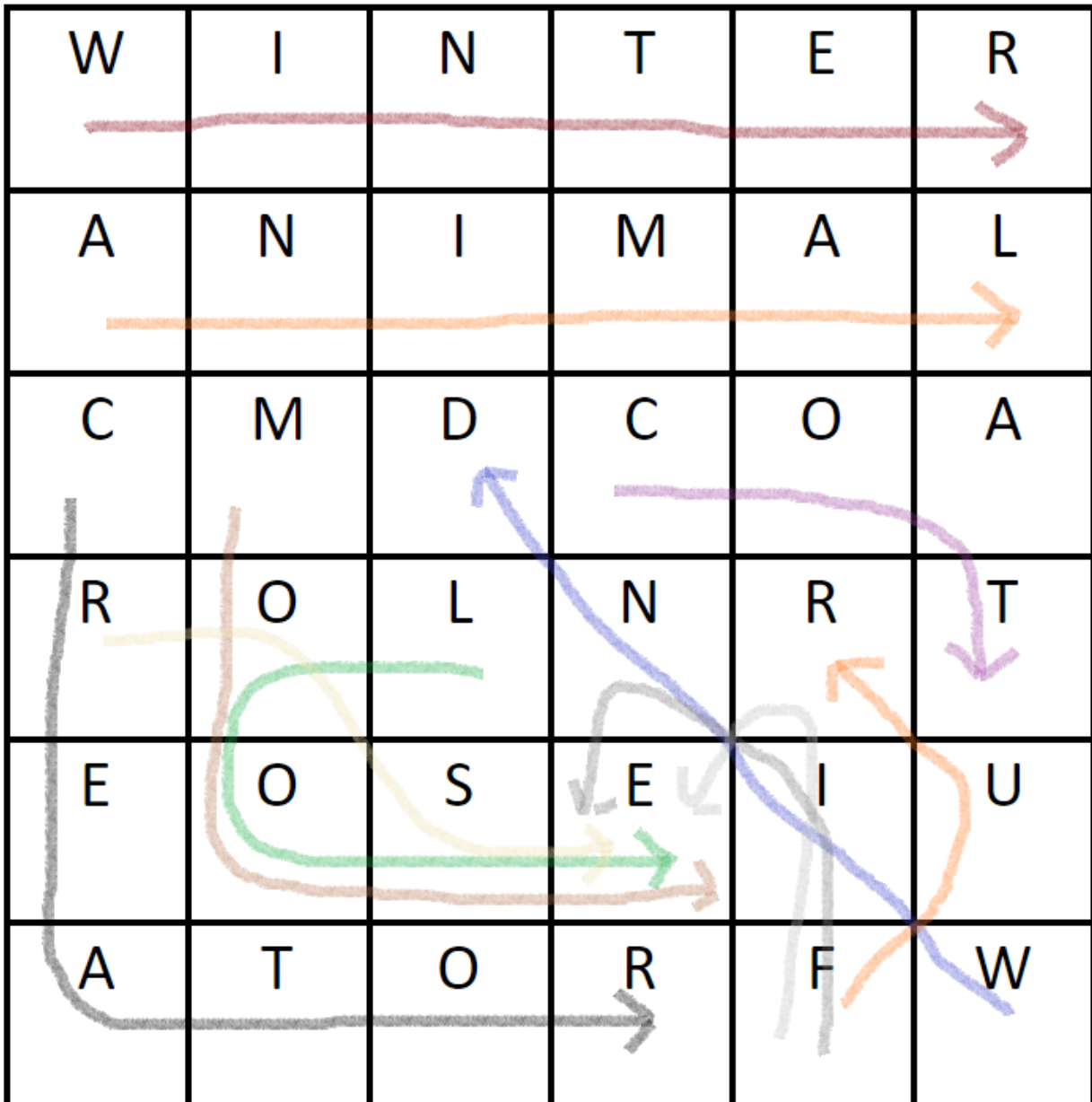
# Elder Hazel Boggle Board

W	I	N	T	E	R
A	N	I	M	A	L
C	M	D	C	O	A
R	O	L	N	R	T
E	O	S	E	I	U
A	T	O	R	F	W

Winter, Animal, Wind, Creator, Eat, Moose, Coat, Fur, Loose

Extra: Fire, Fine, Rose

# Elder Hazel Boggle Board



# Elder Hazel Boggle Board

W	I	N	T	E	R
A	N	I	M	A	L
C	M	D	C	O	A
R	O	L	N	R	T
E	O	S	E	I	U
A	T	O	R	F	W

# Elder Hazel Boggle Board

B	U	S	H	Y	D
E	F	L	A	T	U
A	S	E	S	A	O
V	W	E	L	D	R
E	I	R	X	L	P
R	M	T	A	I	L

Beaver, Bushy, Bush, Tail, Proud, Tree, Flat, Fell, Sad, Swim, See

# Elder Hazel Boggle Board

B	U	S	H	Y	D
E	F	L	A	T	U
A	S	E	S	A	O
V	W	E	L	D	R
E	I	R	X	L	P
R	M	T	A	I	L

# Elder Hazel Boggle Board

B	U	S	H	Y	D
E	F	L	A	T	U
A	S	E	S	A	O
V	W	E	L	D	R
E	I	R	X	L	P
R	M	T	A	I	L



# Elder Hazel Boggle Board

T	W	L	P	O	N
B	U	A	O	L	D
I	Y	R	R	G	B
R	L	A	T	M	I
D	F	K	E	L	T
S	O	U	T	H	E

South, Turtle, Bird, Birds, Fly, Warm, Bite, Take, Log, Pond

Extra: Old, Pool, Late, Ate

# Elder Hazel Boggle Board

T	W	L	P	O	N
B	U	A	O	L	D
I	Y	R	R	G	B
R	L	A	T	M	I
D	F	K	E	L	T
S	O	U	T	H	E

The Boggle board contains several words highlighted with colored lines and arrows:

- Red:** WARRM (diagonal down-right)
- Green:** TOLD (diagonal down-right)
- Blue:** POND (horizontal across top row)
- Orange:** DIS (vertical down-left)
- Yellow:** BITE (vertical down-right)
- Light Green:** SOUTH (horizontal across bottom row)
- Grey:** OULD (horizontal across second row)
- Grey:** RATT (horizontal across fourth row)
- Grey:** FELT (horizontal across fifth row)
- Blue:** ATR (horizontal across fourth row, starting from L)
- Yellow:** Y (vertical up from F)
- Blue:** R (vertical up from K)
- Blue:** E (vertical up from T)
- Blue:** L (vertical up from E)
- Blue:** T (vertical up from T)
- Blue:** H (vertical up from H)
- Blue:** E (vertical up from E)

# Elder Hazel Boggle Board

T	W	L	P	O	N
B	U	A	O	L	D
I	Y	R	R	G	B
R	L	A	T	M	I
D	F	K	E	L	T
S	O	U	T	H	E

# Elder Hazel Boggle Board

L	L	O	O	W	L
R	I	N	G	R	E
A	E	S	H	A	K
B	Y	M	T	S	C
B	E	U	R	E	E
I	T	D	N	D	N

List, Listen, Owl, Mud, Neck, Rabbit, Shake, Ear, Long, Turn, Eye, Eyes, Red, See

Extra: Eat, Ten, Ring, Net



# Elder Hazel Boggle Board

L	L	O	O	W	L
R	I	N	G	R	E
A	E	S	H	A	K
B	Y	M	T	S	C
B	E	U	R	E	E
I	T	D	N	D	N

# Elder Hazel Boggle Board

K	T	I	D	R	P
O	I	P	A	O	G
K	S	E	W	E	R
U	B	W	A	T	A
M	O	S	S	C	N
W	X	N	O	S	D

Tipi, Grandson, Grand, Son, Powwow, Kokum, Bear, Moss,  
Water,

Extra: Cat, Now, Own, Sew





# Elder Hazel Boggle Board

K	T	I	D	R	P
O	I	P	A	O	G
K	S	E	W	E	R
U	B	W	A	T	A
M	O	S	S	C	N
W	X	N	O	S	D

# Elder Hazel Boggle Board

Name: \_\_\_\_\_ Date: \_\_\_\_\_

Write the words you find in the Boggle Board in their letter-matching boxes.

3-Letter Words	4-Letter Words	5 <sup>+</sup> -Letter Words